

Journey through the Solar System

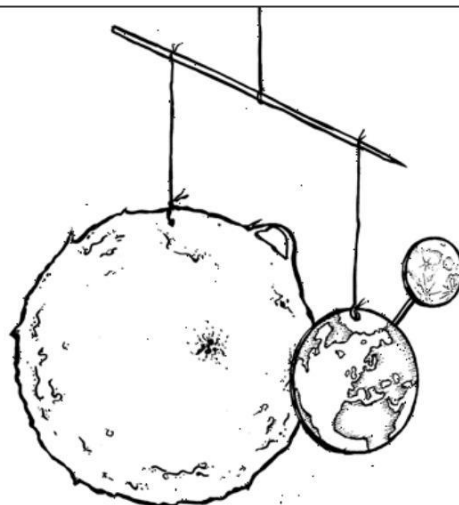
The Sun mobile

What do you need?

- colouring pencils
- sticky tape
- felt-tip pens
- embroidery needle or paper punch
- scissors
- 1 cocktail stick
- string
- 1 wooden skewer


What are you going to do?

- 1 Colour the pages for the Sun mobile on the cut-out sheet
- 2 Cut them out.
- 3 Use the paper punch or embroidery needle to prick a hole through the dot on the Sun and the Earth.
- 4 Thread a piece of string through each hole.
- 5 Tie a knot in the string.
- 6 Tie a piece of string in the middle of the wooden skewer.
- 7 Tie the Sun to one end of the wooden skewer.
- 8 Tie the Earth to the other end of the wooden skewer. Watch your teacher showing you how to do it. You can also look at the drawing below.
- 9 Use sticky tape to fix the Moon to the cocktail stick.
- 10 Use sticky tape to fix the other end of the cocktail stick to the Earth.



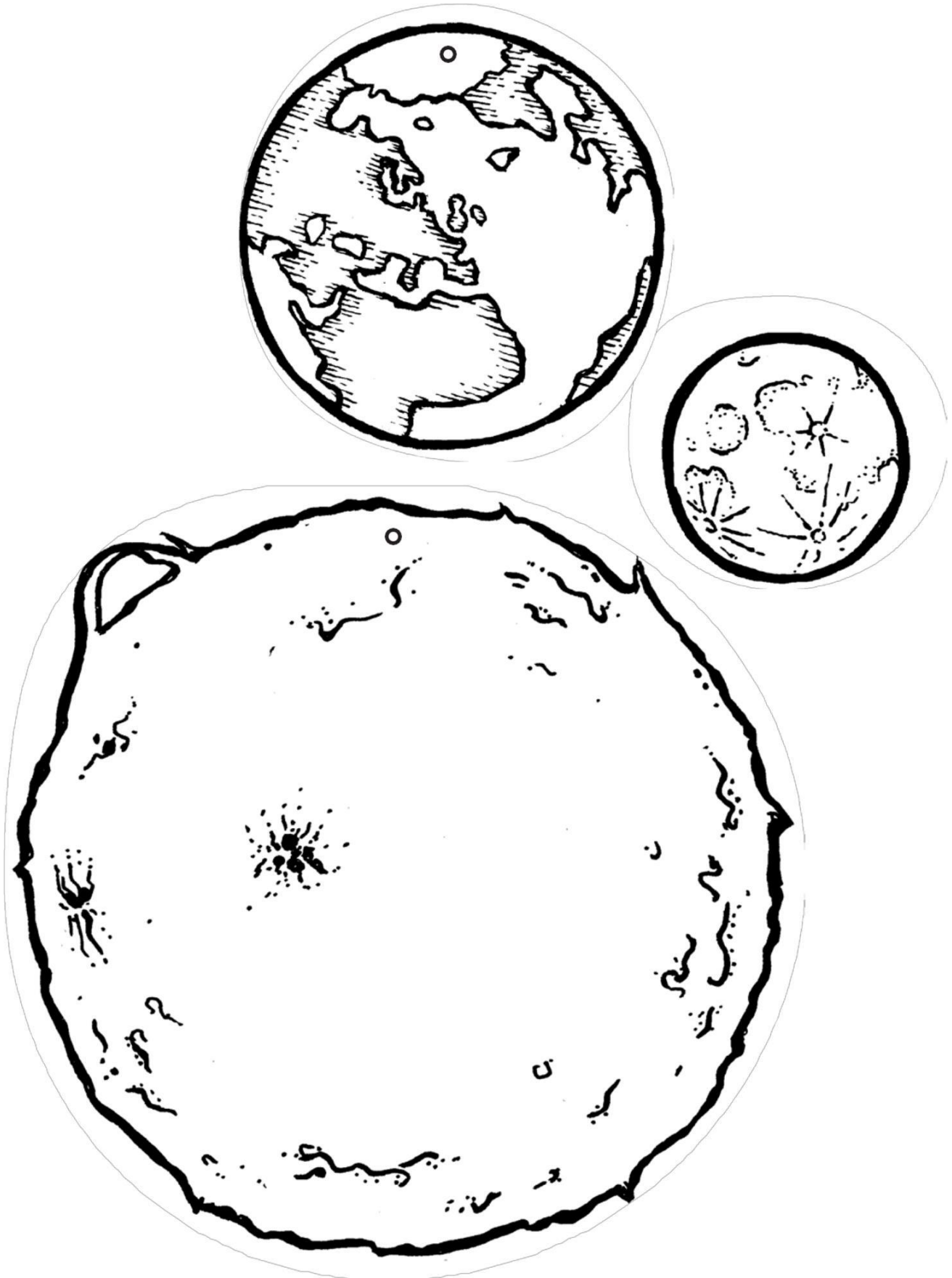
The Sun mobile drawing

cut-out sheet



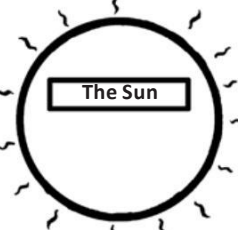

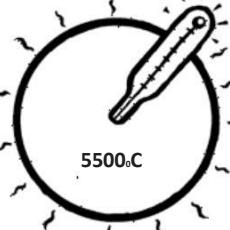
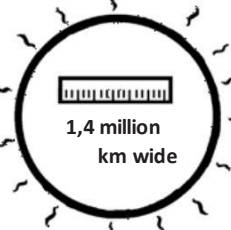





The Sun mobile drawing

cut-out sheet



Solar System Matching Game

cut-out sheet

 <p>The Sun</p>	 <p>The Earth</p>	 <p>5500°C</p>	 <p>1,4 million km wide</p>
<p>The star that Earth revolves around</p>	<p>A planet that orbits the Sun</p>	<p>It is much hotter on the Sun than on Earth</p>	<p>The Sun is more than a hundred times wider than the Earth</p>
<p>The temperature on Earth allows water to stay liquid</p>	<p>The Earth is about 4 times wider than the Moon</p>	 <p>23°C 13°C</p>	 <p>12 thousand km wide</p>
 <p>The Moon</p>	<p>The Moon is about 4 times smaller than Earth</p>	 <p>-153 to 127°C</p>	<p>A solar system consists of a star and all other objects (e.g. planets, moons, asteroids) that orbit the star.</p>
<p>The natural satellite that revolves around Earth</p>	 <p>3 thousand km wide</p>	<p>The Moon can be very cold or very hot</p>	